

## HARDWARE

Visual Status Notifications	Solid / Blinking Blue LED
Audio	Buzzer 80dBm @ 1 meter
Protection	IP65 from water & dust
Supply Power Requirements	5V via USB Cable
Color	Black base. Blue light.
Cable	Included. Detached. USB Type B to USB Type A. 3 meters (10 feet)

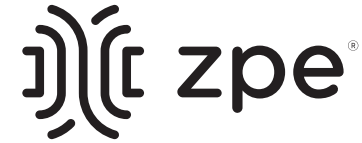
## DESCRIPTION

When systems fall out-of-spec, ZPE's Signal Beacon with Alarm pinpoints rack and device problems with visual and audible feedback. This ensures real-time response to problem areas. This beacon features a long-lasting lifetime with IP65 protection from water and dust. Control and read status with CLI, Web, SNMP or Restful APIs.

ASSEMBLED IN THE USA

**ZPESYSTEMS.COM +1.844.4ZPESYS**

All rights reserved. September 20, 2022




# Quick Install Guide

## Signal Beacon with Alarm (USB)

ZPE-BCON-U01

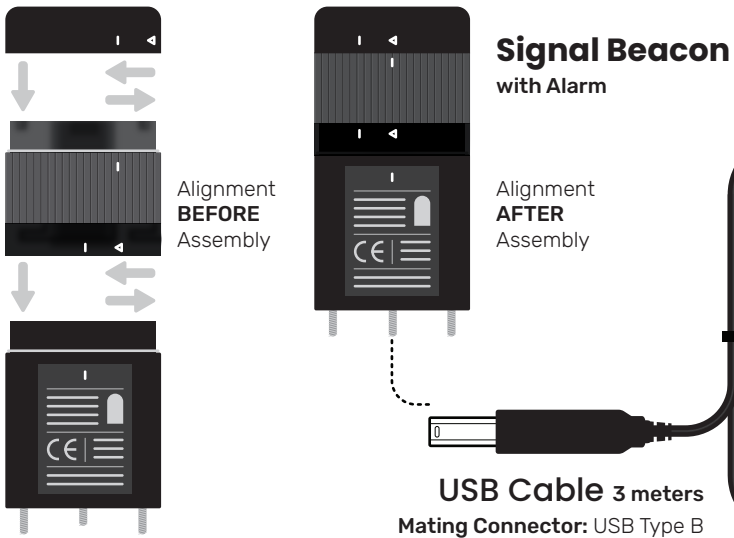
COMPATIBLE WITH  
ALL NODEGRID DEVICES

**ZPESYSTEMS.COM**

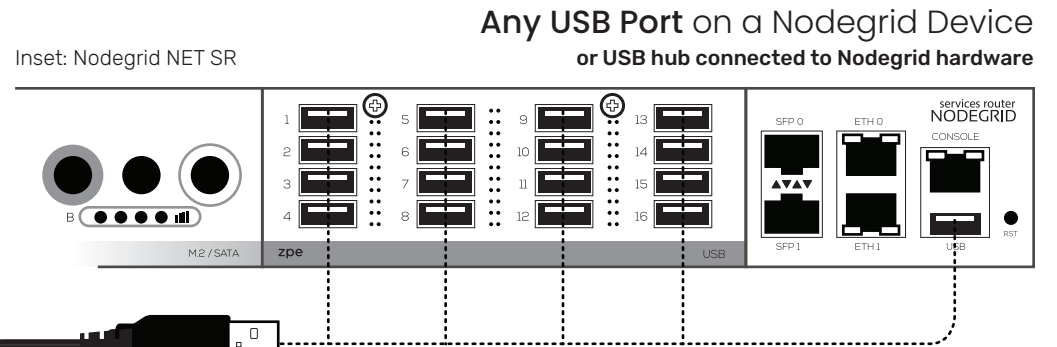


# Let's set up your Signal Beacon with Alarm

- 1** Assemble beacon by aligning parts using the vertical line | as guide. Twist each part one by one gently inward until tringle ◀ aligns with the |. **DO NOT FORCE.**



- 2** Connect the beacon to any available USB 2.0 or USB 3.0 port on Nodegrid Serial Consoles, Services Routers, or USB hubs connected to Nodegrid hardware.



- 3** Ensure minimum Nodegrid OS version meets sensor requirements. Upgrade Nodegrid OS to minimum version 5.4.1

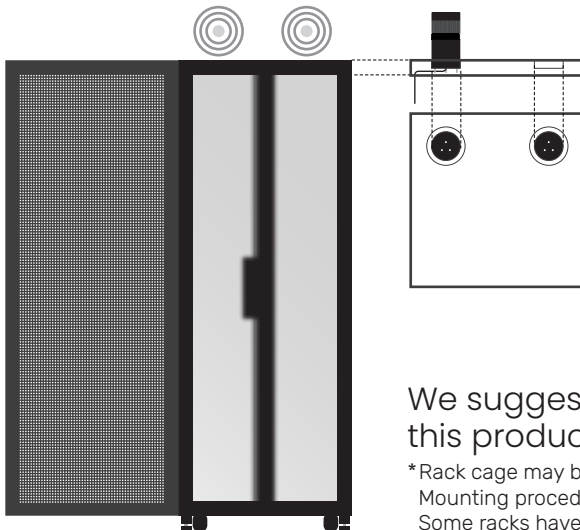


nodegridos

- 4** For more information, visit the "Sensor Quick Install Guide" section at: <https://www.zpesystems.com/user-manuals/>



- 5** OPTIONAL: To configure data collection in ZPE Data Lake, refer to **Appendix C** in the latest ZPE Cloud Manual at: <https://www.zpesystems.com/user-manuals/>



We suggest placing this product here

\*Rack cage may be a different model or size. Mounting procedures may vary. Some racks have dedicated slots for beacons and some do not.